Copyright Semler Construction

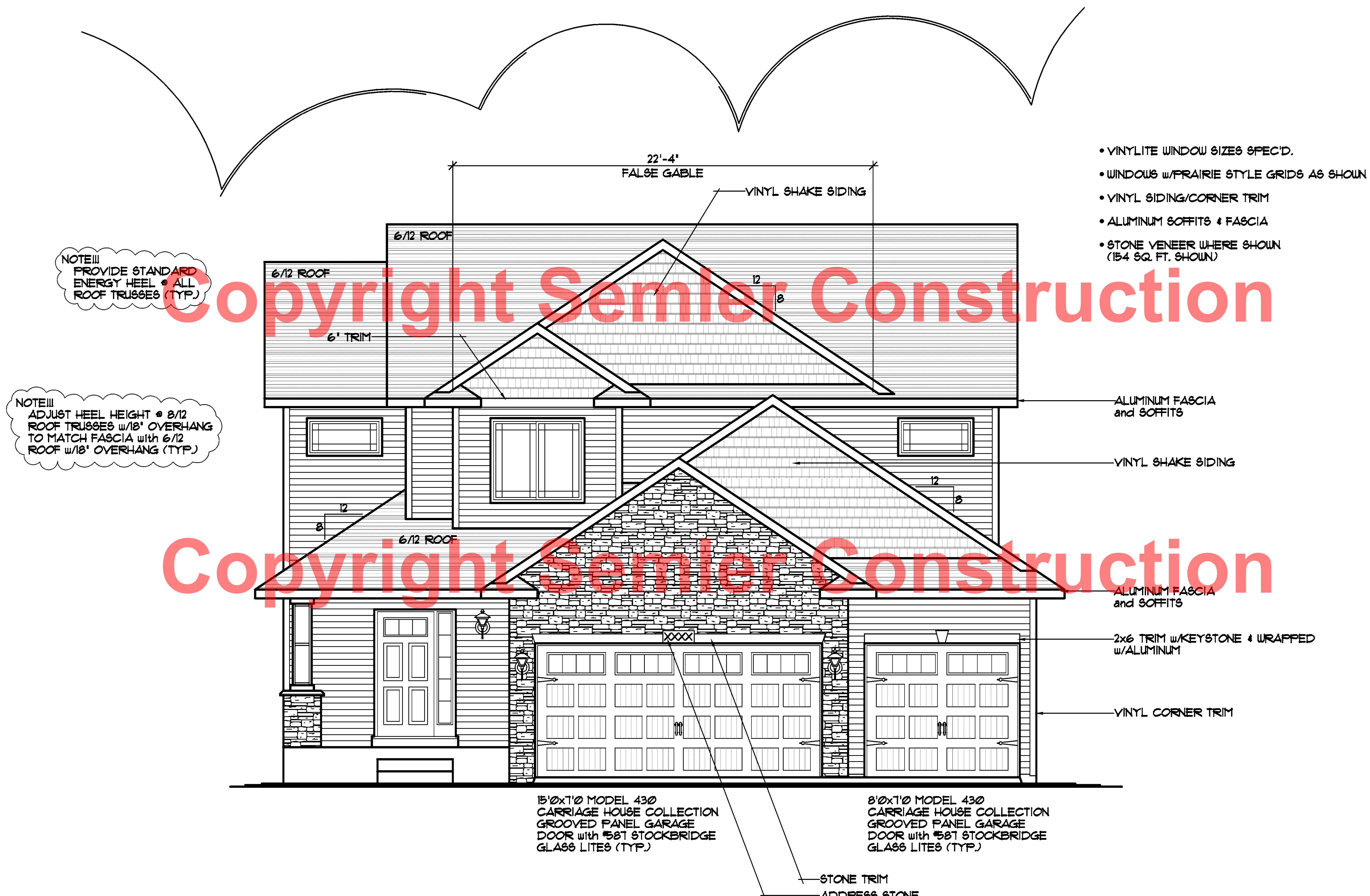

Copyright Semler Construction

Copyright Semler Construction

Copyright Semler Construction

FRONT ELEVATION 1/4"=1'-0"

1292 SQFT. FIRST FLOOR
1240 SQFT. SECOND FLOOR
2532 SQFT. TOTAL

THE:
HUGO MODEL

6544 145th BAY N
HUGO, MN
LOT 15, BLOCK 02
DIAMOND POINT EAST

© COPYRIGHT 2009-2013 NOTICE, ALL RIGHTS RESECVED CROIX DESIGN and DRAFTING, INC.

REVISIONS	BY
10054	N.F.
10073	S.E.
11084	S.E.

SPECIAL NOTICE:
CROIX DESIGN and DRAFTING, INC. ACCEPTS NO RESPONSIBILITY FOR ERRORS AND/OR OMMISIONS. THESE DRAWINGS ARE DESIGN CONCEPT ONLY. EVERY EFFORT HAS BEEN MADE DESIGNING AND PREPARING THESE PLANS AND CHECKING THEM FOR ACCURACY. THE OWNER, GENERAL CONTRACTOR, SUB-CONTRACTORS, AND SUPPLIERS MUST CHECK ALL DETAILS AND DIMENSIONS AND BE RESPONSIBLE FOR ANY CHANGES OR ADJUSTMENTS REQUIRED DURING ACTUAL CONSTRUCTION. NO REPRESENTATION IS MADE OR IMPLIED FOR ACCURACY.

© COPYRIGHT NOTICE, ALL RIGHTS RESERVED
THESE ARCHITECTURAL PLANS AND ALL RELATED WORKS ARE PROTECTED BY UNITED STATES COPYRIGHT LAWS, AND MAY NOT BE REPRODUCED, DISTRIBUTED OR OTHERWISE USED IN ANY MANNER WITH OUT THE EXPRESS WRITTEN PERMISSION OF CROIX DESIGN and DRAFTING, INC.

DESIGN and DRAFTING BY:
CROIX DESIGN and DRAFTING, Inc.
• ARCHITECTURAL DESIGN and DRAFTING SERVICE •
• HOME PLAN SERVICE • CUSTOM HOMES • REMODELING •
• PH:(763) 757-5997 • FAX:(763) 757-4383 •
• WWW.CROIXDESIGN.COM •

BUILT BY:
1815 STATION PARKWAY NW
BUILDING #1
ANDOVER, MN 55304
SEMLER HOMES
LIC. # 3649
763-754-5578

DRAWN
N.F.

CHECKED
XX

DATE:
9/16/2013

SCALE:
AS NOTED

CADD FILE #
13155

SHEET 1 OF 8

Copyright Semler Construction

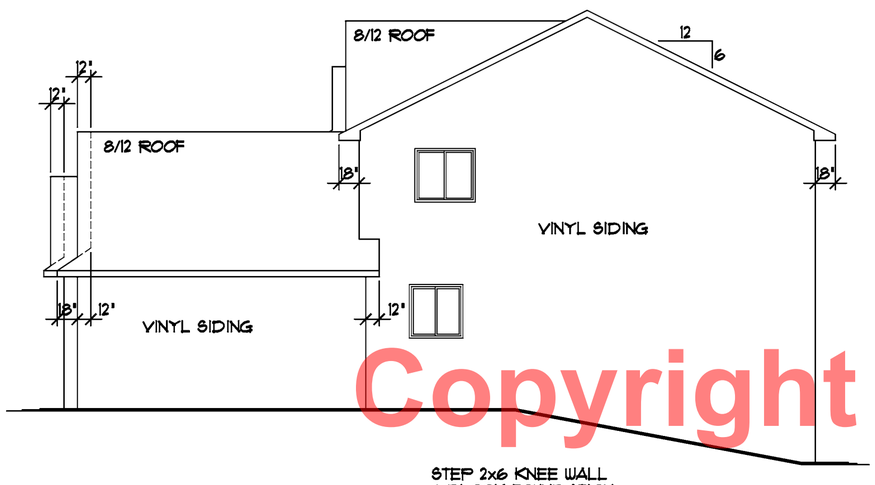

RIGHT ELEVATION 1/8"=1'-0"

NOTE!!!
ADJUST HEEL HEIGHT @ 8/12 ROOF TRUSSES w/18" OVERHANG TO MATCH FASCIA with 6/12 ROOF w/18" OVERHANG (TYP.)

NOTE!!!
PROVIDE STANDARD ENERGY HEEL @ ALL ROOF TRUSSES (TYP.)

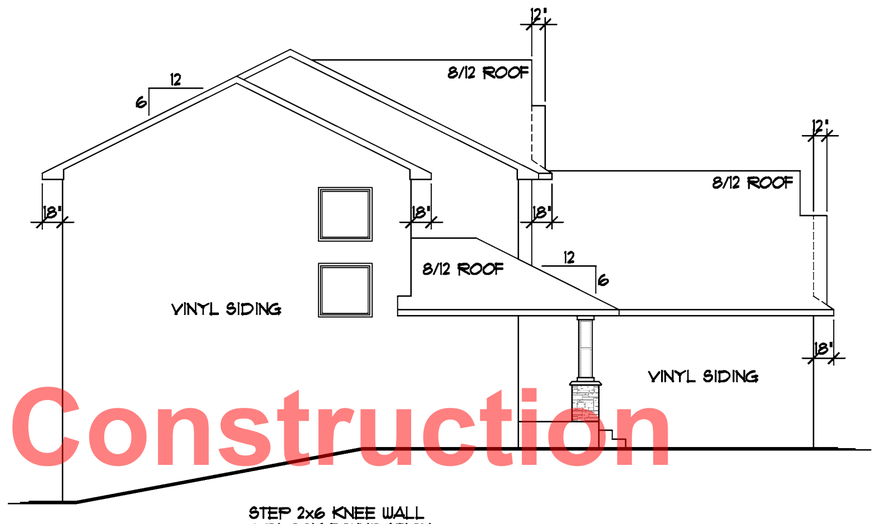

LEFT ELEVATION 1/8"=1'-0"

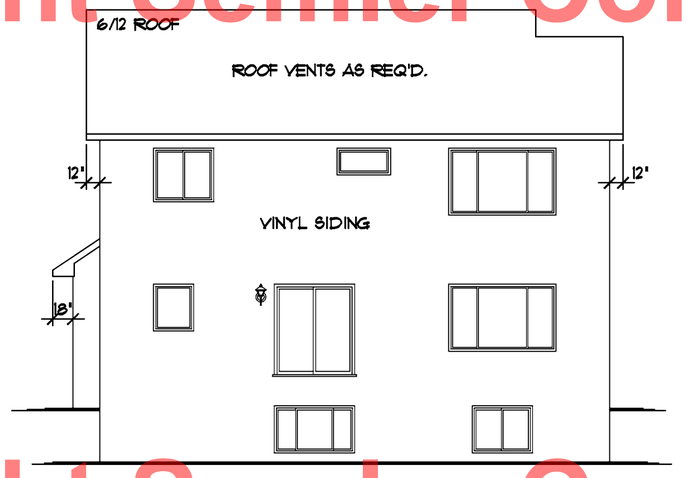

REAR ELEVATION 1/8"=1'-0"

Copyright Semler Construction

Copyright Semler Construction

Copyright Semler Construction

REVISIONS
XX/XX/XX
00000
BY:XX.
XX/XX/XX
00000
BY:XX.

SPECIAL NOTICE:
CROIX DESIGN and DRAFTING, INC. ACCEPTS NO RESPONSIBILITY FOR ERRORS AND/OR OMMISIONS. THESE DRAWINGS ARE DESIGN CONCEPT ONLY. EVERY EFFORT HAS BEEN MADE DESIGNING AND PREPARING THESE PLANS AND CHECKING THEM FOR ACCURACY. THE OWNER, GENERAL CONTRACTOR, SUB-CONTRACTORS, AND SUPPLIERS MUST CHECK ALL DETAILS AND DIMENSIONS AND BE RESPONSIBLE FOR ANY CHANGES OR ADJUSTMENTS REQUIRED DURING ACTUAL CONSTRUCTION. NO REPRESENTATION IS MADE OR IMPLIED FOR ACCURACY.

CROIX DESIGN and DRAFTING, Inc.
•PH:(763) 757-5997 FAX:(763) 757-4383 ANDOVER, MINNESOTA

BUILT BY:
SEMLER HOMES

SHEET
2
OF 8

CADD FILE #
13155

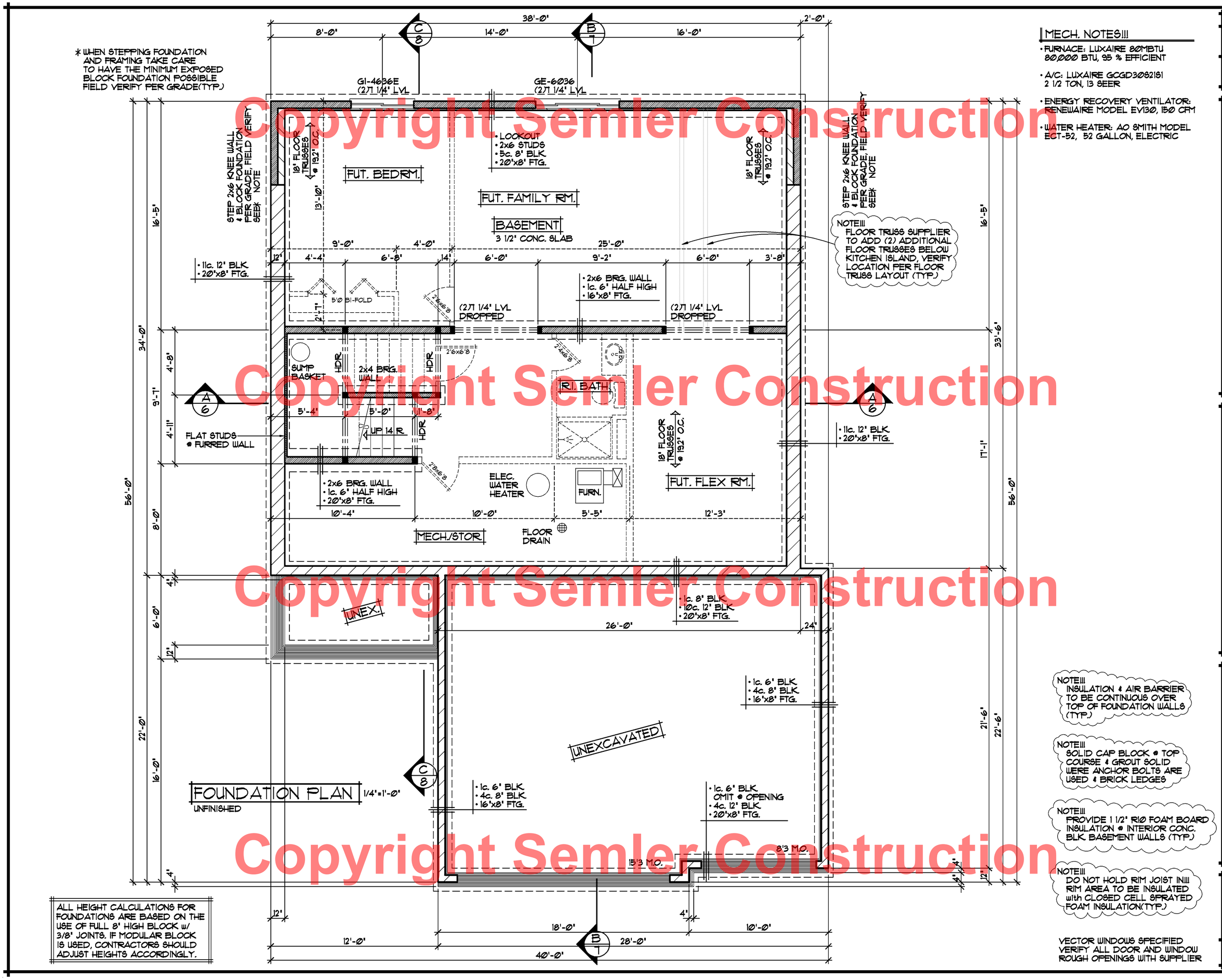

ALL HEIGHT CALCULATIONS FOR FOUNDATIONS ARE BASED ON THE USE OF FULL 8" HIGH BLOCK w/ 3/8" JOINTS. IF MODULAR BLOCK IS USED, CONTRACTORS SHOULD ADJUST HEIGHTS ACCORDINGLY.

MECH. NOTES!!!

- FURNACE: LUXAIRE 80MBTU 80,000 BTU, 95 % EFFICIENT
- A/C: LUXAIRE GCGD30S21S1 2 1/2 TON, 13 SEER
- ENERGY RECOVERY VENTILATOR: RENEWAIRE MODEL EV130, 150 CFM
- WATER HEATER: AO SMITH MODEL ECT-52, 52 GALLON, ELECTRIC

NOTE!!! INSULATION & AIR BARRIER TO BE CONTINUOUS OVER TOP OF FOUNDATION WALLS (TYP.)

NOTE!!! SOLID CAP BLOCK @ TOP COURSE & GROUT SOLID WERE ANCHOR BOLTS ARE USED & BRICK LEDGES

NOTE!!! PROVIDE 1 1/2" R10 FOAM BOARD INSULATION @ INTERIOR CONC. BLK. BASEMENT WALLS (TYP.)

NOTE!!! DO NOT HOLD RIM JOIST IN!!! RIM AREA TO BE INSULATED with CLOSED CELL SPRAYED FOAM INSULATION(TYP.)

VECTOR WINDOWS SPECIFIED VERIFY ALL DOOR AND WINDOW ROUGH OPENINGS WITH SUPPLIER

Copyright Semler Construction

REVISIONS
XX/XX/XX 00000 BY:XX.
XX/XX/XX 00000 BY:XX.

SPECIAL NOTICE:
CROIX DESIGN and DRAFTING, INC. ACCEPTS NO RESPONSIBILITY FOR ERRORS AND/OR OMISSIONS. THESE DRAWINGS ARE DESIGN CONCEPT ONLY. EVERY EFFORT HAS BEEN MADE DESIGNING AND PREPARING THESE PLANS AND CHECKING THEM FOR ACCURACY. THE OWNER, GENERAL CONTRACTOR, SUB-CONTRACTORS, AND SUPPLIERS MUST CHECK ALL DETAILS AND DIMENSIONS AND BE RESPONSIBLE FOR ANY CHANGES OR ADJUSTMENTS REQUIRED DURING ACTUAL CONSTRUCTION. NO REPRESENTATION IS MADE OR IMPLIED FOR ACCURACY.

CROIX DESIGN and DRAFTING, Inc.
•PH:(763) 757-5997 FAX:(763) 757-4383 ANDOVER, MINNESOTA

BUILT BY:
SEMLER HOMES

SHEET 3 OF 8

CADD FILE # 13155

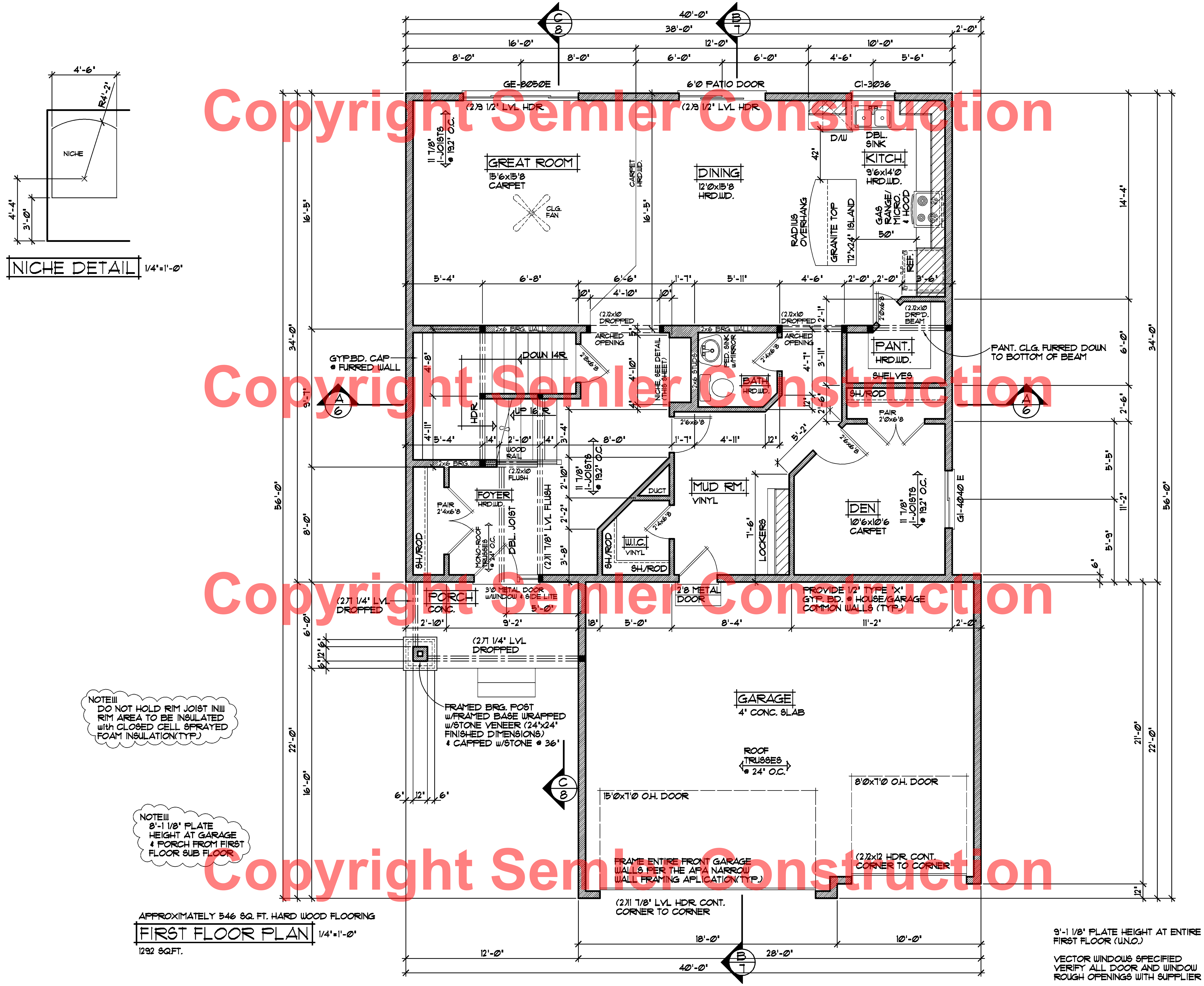

APPROXIMATELY 546 SQ. FT. HARD WOOD FLOORING

FIRST FLOOR PLAN 1/4"=1'-0"

1292 SQ.FT.

9'-1 1/8" PLATE HEIGHT AT ENTIRE FIRST FLOOR (U.N.O.)

VECTOR WINDOWS SPECIFIED
VERIFY ALL DOOR AND WINDOW ROUGH OPENINGS WITH SUPPLIER

Copyright Semler Construction

REVISIONS
XX/XX/XX 00000 BY:XX.
XX/XX/XX 00000 BY:XX.

SPECIAL NOTICE: CROIX DESIGN and DRAFTING, INC. ACCEPTS NO RESPONSIBILITY FOR ERRORS AND/OR OMMISIONS. THESE DRAWINGS ARE DESIGN CONCEPT ONLY. EVERY EFFORT HAS BEEN MADE DESIGNING AND PREPARING THESE PLANS AND CHECKING THEM FOR ACCURACY. THE OWNER, GENERAL CONTRACTOR, SUB-CONTRACTORS, AND SUPPLIERS MUST CHECK ALL DETAILS AND DIMENSIONS AND BE RESPONSIBLE FOR ANY CHANGES OR ADJUSTMENTS REQUIRED DURING ACTUAL CONSTRUCTION. NO REPRESENTATION IS MADE OR IMPLIED FOR ACCURACY.

CROIX DESIGN and DRAFTING, Inc.
ANDOVER, MINNESOTA
PH.:(763) 757-5997 FAX:(763) 757-4383

BUILT BY: SEMLER HOMES

SHEET 4 OF 8

CADD FILE # 13155

Copyright Semler Construction

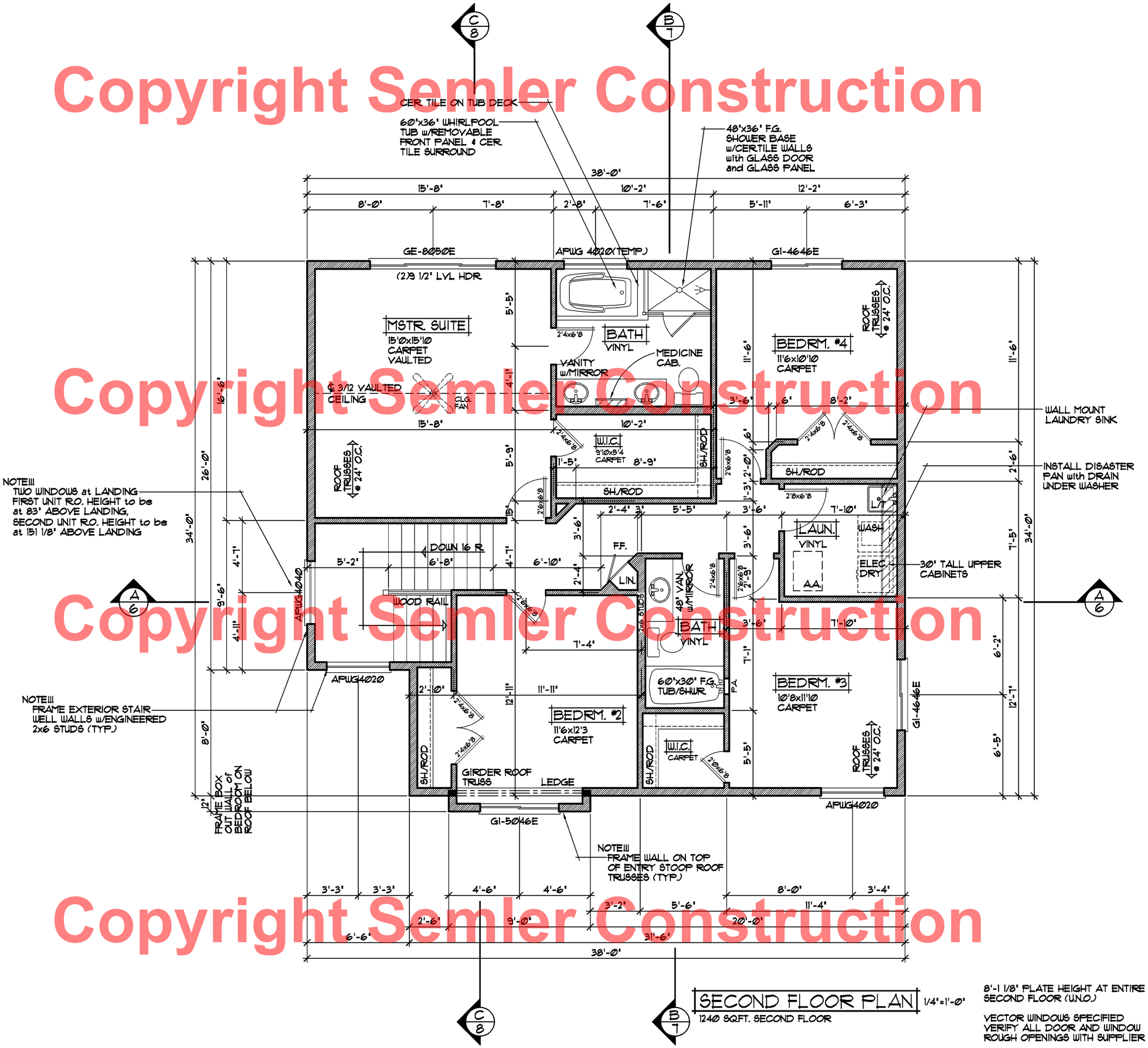

SECOND FLOOR PLAN

1/4"=1'-0"

1240 SQFT. SECOND FLOOR

8'-1 1/8" PLATE HEIGHT AT ENTIRE SECOND FLOOR (U.N.O.)

VECTOR WINDOWS SPECIFIED VERIFY ALL DOOR AND WINDOW ROUGH OPENINGS WITH SUPPLIER

REVISIONS

XX/XX/XX
00000
BY:XX.

XX/XX/XX
00000
BY:XX.

SPECIAL NOTICE:
CROIX DESIGN and DRAFTING, INC. ACCEPTS NO RESPONSIBILITY FOR ERRORS AND/OR OMISSIONS THEREIN. THESE PLANS AND SPECIFICATIONS HAVE BEEN MADE FROM GENERAL CONTRACTOR, SUB-CONTRACTORS, AND SUPPLIERS MUST CHECK ALL DETAILS AND DIMENSIONS AND BE RESPONSIBLE FOR ANY CHANGES OR ADJUSTMENTS REQUIRED DURING ACTUAL CONSTRUCTION. NO REPRESENTATION IS MADE OR IMPLIED FOR ACCURACY.

CROIX DESIGN and DRAFTING, Inc.
•PH.(763) 757-5997 FAX:(763) 757-4383 ANDOVER, MINNESOTA

BUILT BY:
SEMLER HOMES

SHEET 5 OF 8

CADD FILE # 13155

Copyright Semler Construction

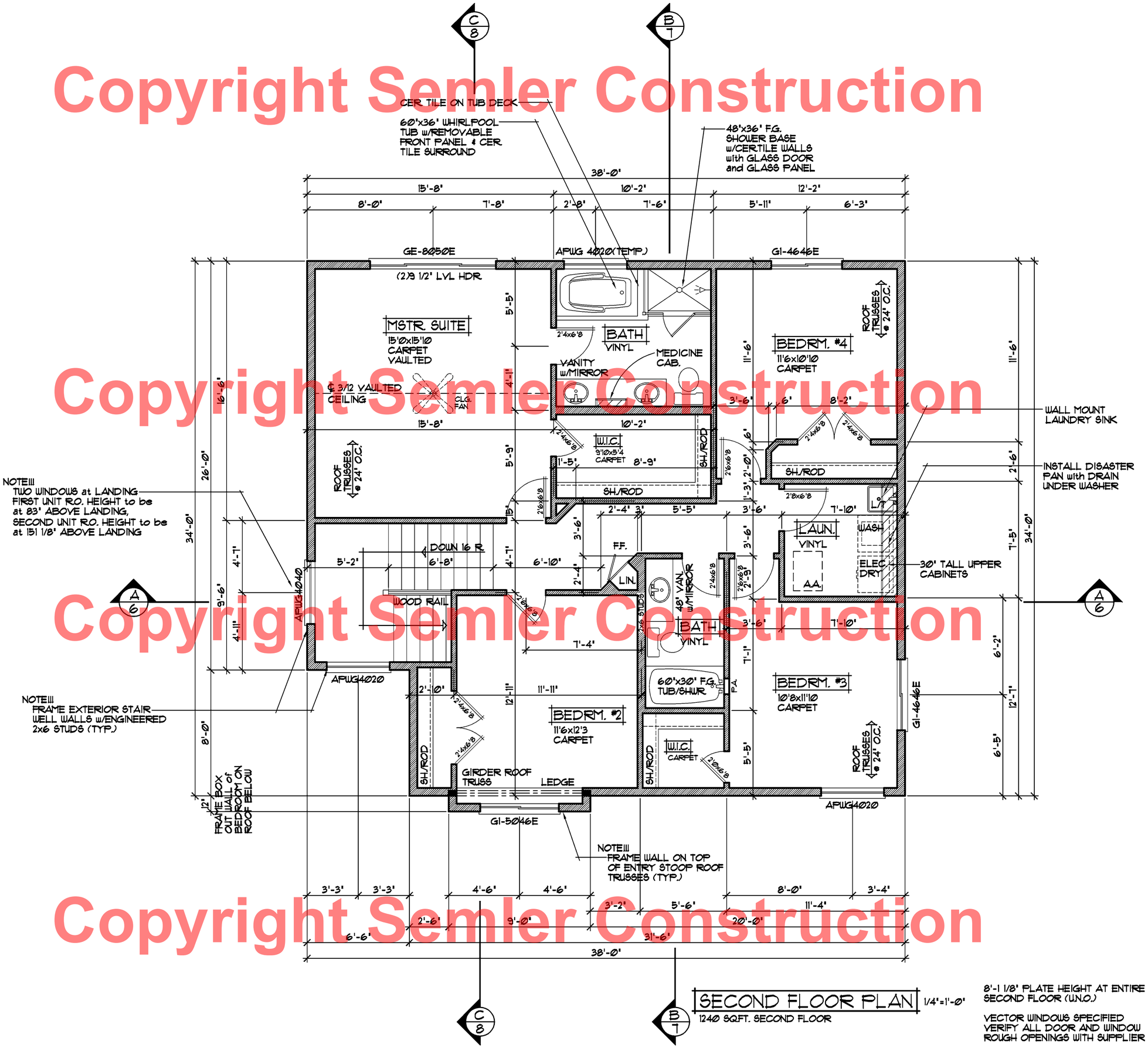

SECOND FLOOR PLAN

1/4"=1'-0"

1240 SQFT. SECOND FLOOR

8'-1 1/8" PLATE HEIGHT AT ENTIRE SECOND FLOOR (U.N.O.)

VECTOR WINDOWS SPECIFIED VERIFY ALL DOOR AND WINDOW ROUGH OPENINGS WITH SUPPLIER

REVISIONS

XX/XX/XX
00000
BY:XX.

XX/XX/XX
00000
BY:XX.

SPECIAL NOTICE:
CROIX DESIGN and DRAFTING, INC. ACCEPTS NO RESPONSIBILITY FOR ERRORS AND/OR OMISSIONS THEREIN. THESE PLANS AND SPECIFICATIONS HAVE BEEN MADE FROM GENERAL CONTRACTOR, SUB-CONTRACTORS, AND SUPPLIERS MUST CHECK ALL DETAILS AND DIMENSIONS AND BE RESPONSIBLE FOR ANY CHANGES OR ADJUSTMENTS REQUIRED DURING ACTUAL CONSTRUCTION. NO REPRESENTATION IS MADE OR IMPLIED FOR ACCURACY.

CROIX DESIGN and DRAFTING, Inc.
•PH.(763) 757-5997 FAX:(763) 757-4383 ANDOVER, MINNESOTA

BUILT BY:
SEMLER HOMES

SHEET 5 OF 8

CADD FILE # 13155

Copyright Semler Construction

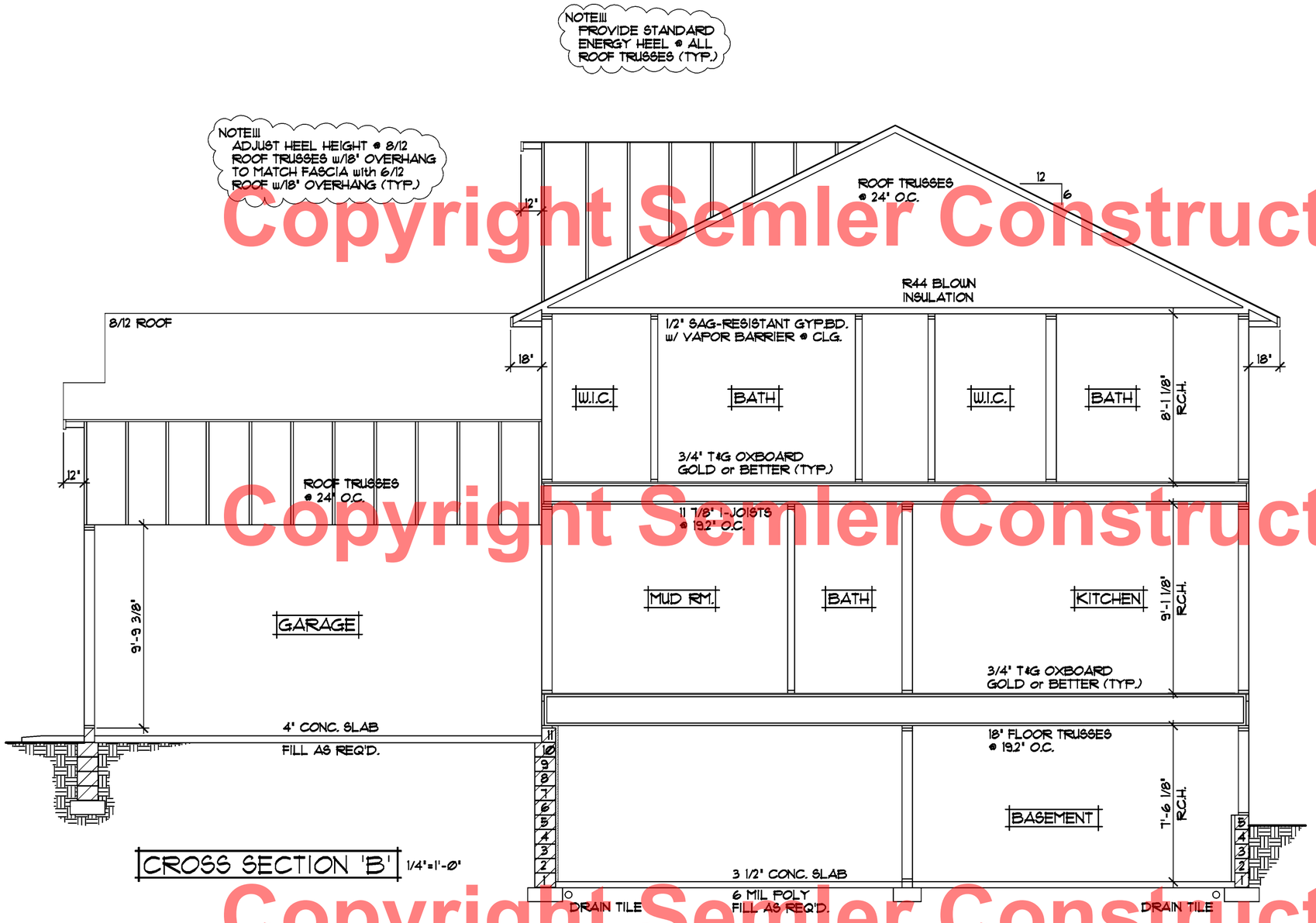

CROSS SECTION 'B' 1/4"=1'-0"

ROOF CONSTRUCTION:
- PREMANUFACTURED ROOF TRUSSES-ENGINEERED BY SUPPLIER-SLOPES VARY-SEE PLAN
- R44 BLOWN FIBERGLASS INSULATION
- 1/150 ROOF VENT AT SOFFITS, 1/150 VENT AT RIDGE
- AIR CHUTE AT EACH TRUSS SPACE
- 7/16" ROOF SHEATHING
- 15# ROOFING FELT
- ICE & WATER MEMBRANE APPLIED 24" PAST EXTERIOR WALL
- 30 YEAR RAISED TAB SHINGLES

SOFFIT / FASCIA:
- 2x6 SUB-FASCIA
- MAINTENANCE FREE FASCIA COVER
- MAINTENANCE FREE VENTED SOFFIT

WALL CONSTRUCTION:
- TYVEK HOUSE WRAP
- 7/16" OXBOARD SHEATHING
- 2x6 STUDS @ 16" O.C.
- WINDOWS PER SPEC'S.
- R-19 F.G. BATT INSULATION
- 4 MIL POLY VAPOR BARRIER
- 1/2" GYPSUM BOARD

RIM AREA CONSTRUCTION:
- CLOSED CELL SPRAYED FOAM INSUL. (R10 MINIMUM) @ RIM AREA AND CANTS.

WALL CONSTRUCTION:
- TYVEK HOUSE WRAP
- 7/16" OXBOARD SHEATHING
- 2x6 STUDS @ 16" O.C.
- WINDOWS PER SPEC'S.
- R-19 F.G. BATT INSULATION
- 4 MIL POLY VAPOR BARRIER
- 1/2" GYPSUM BOARD

RIM AREA CONSTRUCTION:
- CLOSED CELL SPRAYED FOAM INSUL. (R10 MINIMUM) @ RIM AREA AND CANTS.

WALL CONSTRUCTION:
- SIMILAR TO ABOVE

SILL CONSTRUCTION:
- 2x6 SILL PLATE & SEALER
- 1/2" ANCHOR BOLTS @ 72" O.C.

ALL HEIGHT CALCULATIONS FOR FOUNDATIONS ARE BASED ON THE USE OF FULL 8" HIGH BLOCK w/ 3/8" JOINTS. IF MODULAR BLOCK IS USED, CONTRACTORS SHOULD ADJUST HEIGHTS ACCORDINGLY.

NOTE!!!
PROVIDE 1 1/2" R10 FOAM BOARD INSULATION @ INTERIOR CONC. BLK. BASEMENT WALLS (TYP.)

NOTE!!!
SOLID CAP BLOCK @ TOP COURSE & GROUT SOLID WERE ANCHOR BOLTS ARE USED & BRICK LEDGES

NOTE!!!
INSULATION & AIR BARRIER TO BE CONTINUOUS OVER TOP OF FOUNDATION WALLS (TYP.)

REVISIONS
XX/XX/XX 00000 BY:XX.
XX/XX/XX 00000 BY:XX.

SPECIAL NOTICE:
CROIX DESIGN and DRAFTING, INC. ACCEPTS NO RESPONSIBILITY FOR ERRORS AND/OR OMISSIONS. THESE DRAWINGS ARE DESIGN CONCEPT ONLY. EVERY EFFORT HAS BEEN MADE DESIGNING AND PREPARING THESE PLANS AND CHECKING THEM FOR ACCURACY. THE OWNER, GENERAL CONTRACTOR, SUB-CONTRACTORS, AND SUPPLIERS MUST CHECK ALL DETAILS AND DIMENSIONS AND BE RESPONSIBLE FOR ANY CHANGES OR ADJUSTMENTS REQUIRED DURING ACTUAL CONSTRUCTION. NO REPRESENTATION IS MADE OR IMPLIED FOR ACCURACY.

CROIX DESIGN and DRAFTING, Inc.
•PH:(763) 757-5997 FAX:(763) 757-4383 ANDOVER, MINNESOTA

BUILT BY:
SEMLER HOMES

SHEET 7 OF 8

CADD FILE # 13155

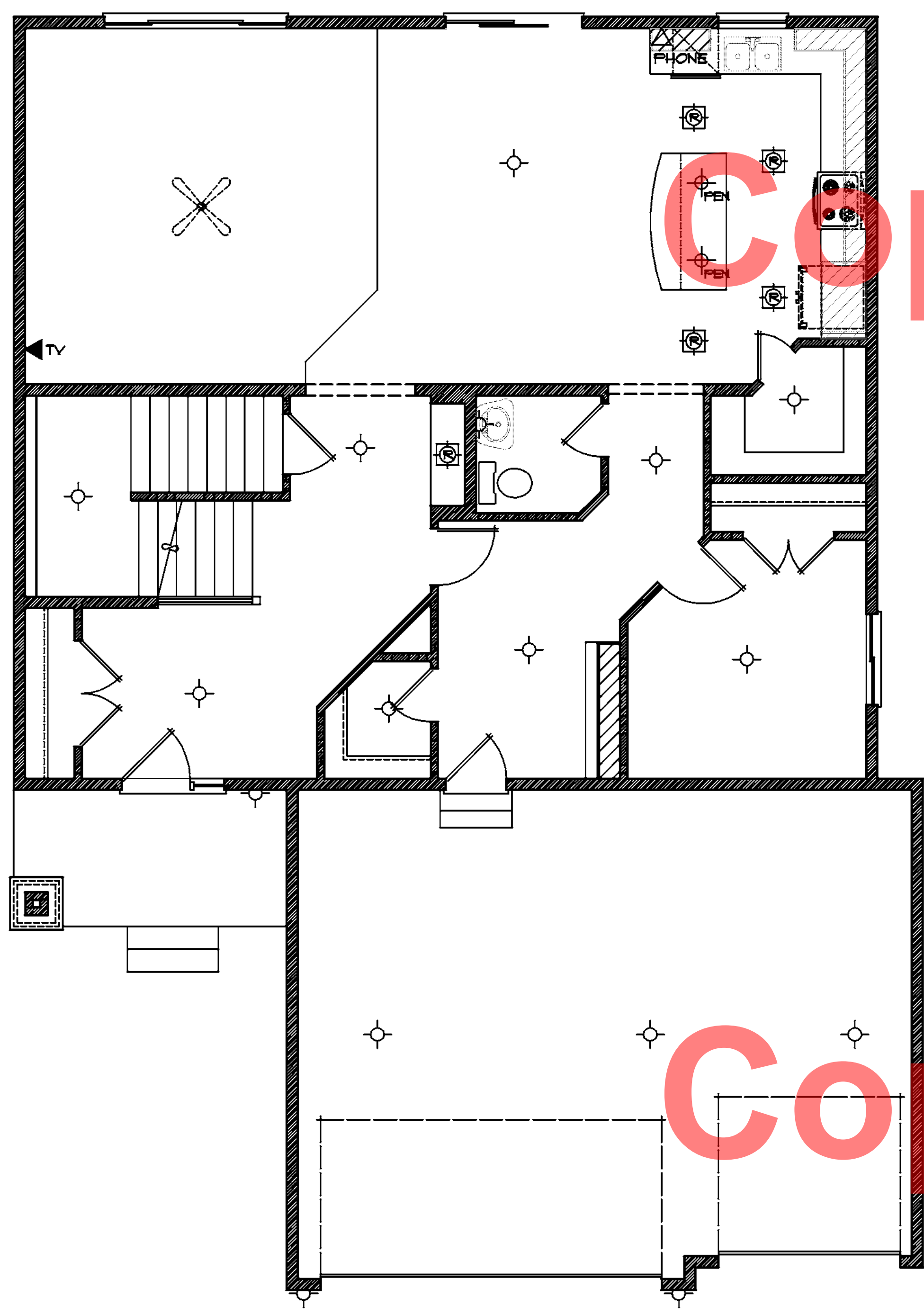

LIGHT FIXTURE PLAN 1/8"=1'-0"

LIGHT FIXTURE SYMBOLS
LIGHT - CEILING FIXTURE
LIGHT - RECESSED FIXTURE
LIGHT - RECESSED DIRECTIONAL
LIGHT - PENDANT
LIGHT - TRACK
LIGHT - FLOURESCENT
LIGHT - WALL MOUNTED

NOTE!!!
PROVIDE STANDARD ENERGY HEEL @ ALL ROOF TRUSSES (TYP.)

NOTE!!!
ADJUST HEEL HEIGHT @ 8/12 ROOF TRUSSES w/18" OVERHANG TO MATCH FASCIA with 6/12 ROOF w/18" OVERHANG (TYP.)

NOTE!!!
FRAME WALL ON TOP OF ENTRY STOOP ROOF TRUSSES (TYP.)

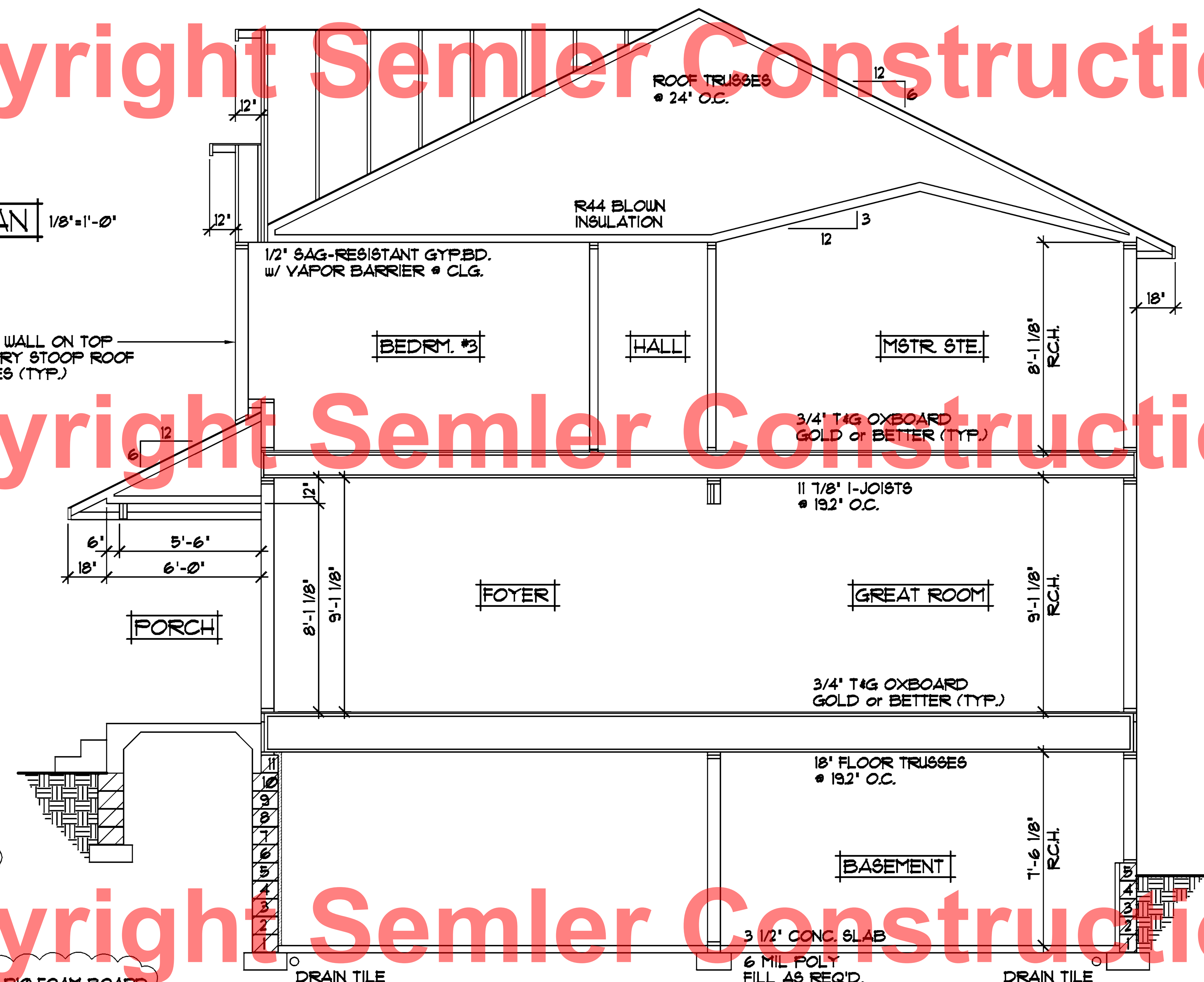

ROOF CONSTRUCTION:
- PREMANUFACTURED ROOF TRUSSES-ENGINEERED BY SUPPLIER-SLOPES VARY-SEE PLAN
- R44 BLOWN FIBERGLASS INSULATION
- 1/150 ROOF VENT AT SOFFITS, 1/150 VENT AT RIDGE
- AIR CHUTE AT EACH TRUSS SPACE
- 7/16" ROOF SHEATHING
- 15# ROOFING FELT
- ICE & WATER MEMBRANE APPLIED 24" PAST EXTERIOR WALL
- 30 YEAR RAISED TAB SHINGLES

SOFFIT / FASCIA:
- 2x6 SUB-FASCIA
- MAINTENANCE FREE FASCIA COVER
- MAINTENANCE FREE VENTED SOFFIT

WALL CONSTRUCTION:
- TYVEK HOUSE WRAP
- 7/16" OXBOARD SHEATHING
- 2x6 STUDS @ 16" O.C.
- WINDOWS PER SPEC'S.
- R-19 F.G. BATT INSULATION
- 4 MIL POLY VAPOR BARRIER
- 1/2" GYPSUM BOARD

RIM AREA CONSTRUCTION:
- CLOSED CELL SPRAYED FOAM INSUL. (R10 MINIMUM) @ RIM AREA AND CANTS.

WALL CONSTRUCTION:
- TYVEK HOUSE WRAP
- 7/16" OXBOARD SHEATHING
- 2x6 STUDS @ 16" O.C.
- WINDOWS PER SPEC'S.
- R-19 F.G. BATT INSULATION
- 4 MIL POLY VAPOR BARRIER
- 1/2" GYPSUM BOARD

RIM AREA CONSTRUCTION:
- CLOSED CELL SPRAYED FOAM INSUL. (R10 MINIMUM) @ RIM AREA AND CANTS.

WALL CONSTRUCTION:
- SIMILAR TO ABOVE

SILL CONSTRUCTION:
- 2x6 SILL PLATE & SEALER
- 1/2" ANCHOR BOLTS @ 72" O.C.

NOTE!!!
SOLID CAP BLOCK @ TOP COURSE & GROUT SOLID WERE ANCHOR BOLTS ARE USED & BRICK LEDGES

NOTE!!!
PROVIDE 1 1/2" R10 FOAM BOARD INSULATION @ INTERIOR CONC. BLK BASEMENT WALLS (TYP.)

NOTE!!!
INSULATION & AIR BARRIER TO BE CONTINUOUS OVER TOP OF FOUNDATION WALLS (TYP.)

ALL HEIGHT CALCULATIONS FOR FOUNDATIONS ARE BASED ON THE USE OF FULL 8" HIGH BLOCK w/ 3/8" JOINTS. IF MODULAR BLOCK IS USED, CONTRACTORS SHOULD ADJUST HEIGHTS ACCORDINGLY.

CROSS SECTION 'C' 1/4"=1'-0"

Copyright Semler Construction
Copyright Semler Construction
Copyright Semler Construction
Copyright Semler Construction

REVISIONS
XX/XX/XX
00000
BY:XX.
XX/XX/XX
00000
BY:XX.

SPECIAL NOTICE:
CROIX DESIGN and DRAFTING, INC. ACCEPTS NO RESPONSIBILITY FOR ERRORS AND/OR OMMISIONS. THESE DRAWINGS ARE DESIGN CONCEPT ONLY. EVERY EFFORT HAS BEEN MADE DESIGNING AND PREPARING THESE PLANS AND CHECKING THEM FOR ACCURACY. THE OWNER, GENERAL CONTRACTOR, SUB-CONTRACTORS, AND SUPPLIERS MUST CHECK ALL DETAILS AND DIMENSIONS AND BE RESPONSIBLE FOR ANY CHANGES OR ADJUSTMENTS REQUIRED DURING ACTUAL CONSTRUCTION. NO REPRESENTATION IS MADE OR IMPLIED FOR ACCURACY.

CROIX DESIGN and DRAFTING, Inc.
ANDOVER, MINNESOTA
•PH.:(763) 757-5997 FAX:(763) 757-4383

BUILT BY:
SEMLER HOMES

SHEET
8
OF 8

CADD FILE #
13155